



REF. PCS **27.00**


MODEL | **GBW 45-200 Cummins**




- **CUMMINS** diesel engine.
- **STAMFORD** synchronous alternator.
- **Water** cooling system.
- **Internal residential muffler.**
- **Set easily transportable with hand pallet truck.**
- **Genset delivery without engine liquids and with battery liquids.**
- **First service pack included (oil and diesel engine filters and tools)**

MODEL		GBW45	GBW65	GBW110	GBW150	GBW200	
CODE		SB450TKA	SB600TKA	SB101TKA	SB151TKA	SB191TKA	
TECHNICAL FEATURES	PRIME POWER PRP	kVA (kW)	38,9 (31,0)	55,4 (44,4)	97,1 (77,7)	137,4 (109,9)	187,0 (149,6)
	EMERGENCY POWER LTP	kVA (kW)	43,2 (34,6)	61,0 (48,8)	103,8 (83,1)	148,9 (119,1)	194,0 (166,0)
	Voltage	VAC	400/230 Three phases	400/230 Three phases	400/230 Three phases	400/230 Three phases	400/230 Three phases
	Frequency	Hz	50	50	50	50	50
	Power factor	Cos φ	0,8	0,8	0,8	0,8	0,8
	Tank capacity	Litres	180	180	360	360	360
	Autonomy (100% load PRP)	h	17,5	12,6	15,5	11,8	8,6
	Acoustic Power	LWA	96	96	96	97	97
	Acoustic pressure at 7 m	dB(A)	71	71	71	72	72
	Dimensions (LxWxH)	mm	2000x880x1450	2000x880x1470	2975x1250x1655	2975x1250x1655	2975x1250x1655
	Weight	kg	1145	1220	nd	nd	nd
	DIESEL ENGINE	CUMMINS	4BT3.9-G1	4BTA3.9-G2	6BT5.9-G2	6BTA5.9-G2	6CTA8.3-G2
	Cooling system	Type	Water	Water	Water	Water	Water
	Speed	r.p.m.	1.500	1.500	1.500	1.500	1.500
	Displacement	c.c.	3.900	3.900	5.900	5.900	8.300
	Cylinders and disposition	n° disp.	4 Line	4 Line	6 Line	6 Line	6 Line
	Aspiration	Type	Turbocharged	Turbocharged	Turbocharged	Turbocharged	Turbocharged
	Power (net) - PRP	kWm	36	50	86	120	163
	Fuel consumption (100% load)	l/h	10,2	14,3	22,1	30,3	41,5
	Specific consumption PRP	g/kWh	240	240	216	212	215
	Electrical circuit	VDC	24	24	24	24	24
	Engine governor (standard)	Type	Meccanic	Electronic	Electronic	Electronic	Electronic
	ALTERNATOR	STAMFORD	BCI184J	UCI224E	UCI274C	UCI274E	UCI274G
	Insulation	Class	H	H	H	H	H
	IP degree of protection	Type	IP23	IP23	IP23	IP23	IP23
	Voltage regulation	Type	Electronic	Electronic	Electronic	Electronic	Electronic

TECHNICAL CHARACTERISTICS NOT IMPEGNATIVE RESERVATION OF MODIFICATIONS FOR INNOVATION OF THE PRODUCT


MANUAL CONTROL PANEL (MCP)		GBW45	GBW65	GBW110	GBW150	GBW200
MANUAL CONTROL PANEL (MCP)						
	Instrumentation (analogue)	<ul style="list-style-type: none"> • Voltmeter with selector switch (3 phases). • Frequency meter. • Ammeter with selector switch (3 phases). • Hours-counter. • Fuel level indicator. • Oil pressure indicator. • Engine temperature indicator. 				
	Commands and others	<ul style="list-style-type: none"> • Start/stop selector switch with key. • Emergency stop button. 				
	Protections with alarm	<ul style="list-style-type: none"> • Engine protections: low fuel level, low oil pressure, high engine temperature, battery charger failure. 				
	Protections with shutdown	<ul style="list-style-type: none"> • Circuit breaker protection: III poles. • Engine protection unit: low fuel level, low pressure oil, high engine temperature, battery charger failure. 				
	Output	<ul style="list-style-type: none"> • Power cables connection directly from circuit breaker. 				

AUTOMATIC CONTROL PANEL (ACP)		GBW45	GBW65	GBW110	GBW150	GBW200
AUTOMATIC CONTROL PANEL (ACP)		<p>Digital instrumentation through CRD800 control unit (Chinese characters only available from origin orders).</p> <ul style="list-style-type: none"> • Generating set voltage (3 phases). • Generating set frequency. • Generating set current (3 phases). • Battery voltage. • Power (kVA - kW). • Power factor Cos φ. • Hours-counter. • Engine speed r.p.m. • Fuel level (%). • Engine temperature. • Oil pressure. 				
		<p>Commands and others</p> <ul style="list-style-type: none"> • MAN/AUTO control running mode pushbuttons. • Manual RUN/STOP generator pushbuttons. • Navigation and adjustment keypad. • Emergency stop button. • DC on/off selector switch. • Remote starting availability. • Automatic battery charger. • Acoustic alarm. • Indications by led's for: Load presence, Mains contactor closed and Genset contactor closed • Manual control of load transference devices through LCD display screen. 				
		<p>Protections with alarm</p> <ul style="list-style-type: none"> • Engine protections: low fuel level, low oil pressure, high engine temperature. • Genset protections: under/over voltage, overload, under/over speed, starting failure, under/over battery voltage. 				
		<p>Protections with shutdown</p> <ul style="list-style-type: none"> • Engine protections: low fuel level, low oil pressure, high engine temperature, • Genset protection: under/over voltage, overload, under/over battery voltage. • Circuit breaker protection: III poles. 				
		<p>Output</p> <ul style="list-style-type: none"> • Plinth row for connection from ACP to LTS panel. • Power cables connection directly from circuit breaker. 				
<p>Automatic control panel mounted on the genset, complete with digital control unit CRD800 for monitoring, control and protection of the generating set.</p>						
<p>* Manual Starting: the preheating period begins automatically when this position is selected. It is necessary to select again this position to enable one more time the preheating period.</p>						

GENSET SUPPLEMENTS (ONLY AVAILABLE WHEN ORDERED)

SUP.	<p>PHS: COOLANT PREHEATING SYSTEM.</p>
------	---

ACCESSORIES

LOAD TRANSFER SWITCH PANEL.		GBW45	GBW65	GBW110	GBW150	GBW200
ACCESSORIES		Change over contactors	IV poles - 60A.	IV poles - 90A.	IV poles - 200A.	IV poles - 200A.
		Connections	<ul style="list-style-type: none"> • Plinth row for connection from ACP to LTS panel. • Terminals board for power cables connection (Genset-Mains-Load). 			
		Protections	<ul style="list-style-type: none"> • Contactors mechanically and electrically interlocked. • Emergency stop button. 			
<p>Load transfer switch panel built in a metal cabinet and supplied loose from the genset.</p>		<p>Automatic control panel + LTS panel measures the Mains voltage and starts automatically the genset within few seconds in case of Mains failure. It transfers immediately the load again to the genset when the Mains voltage returns within the rated values.</p>				